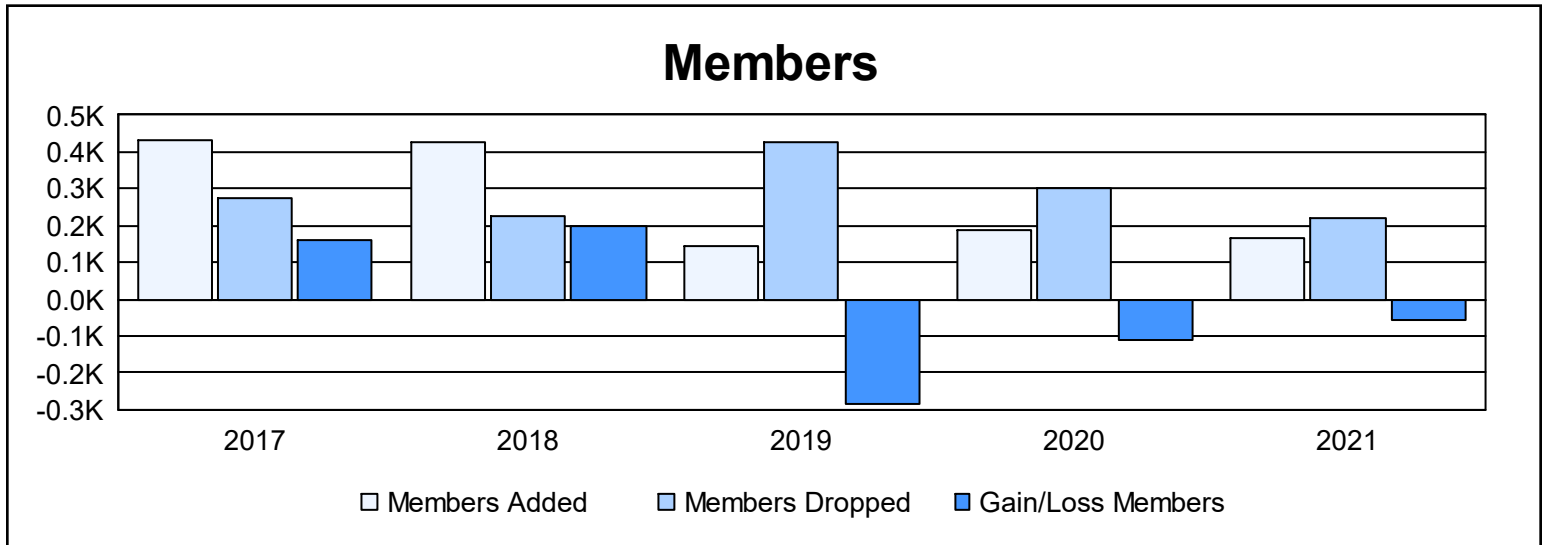
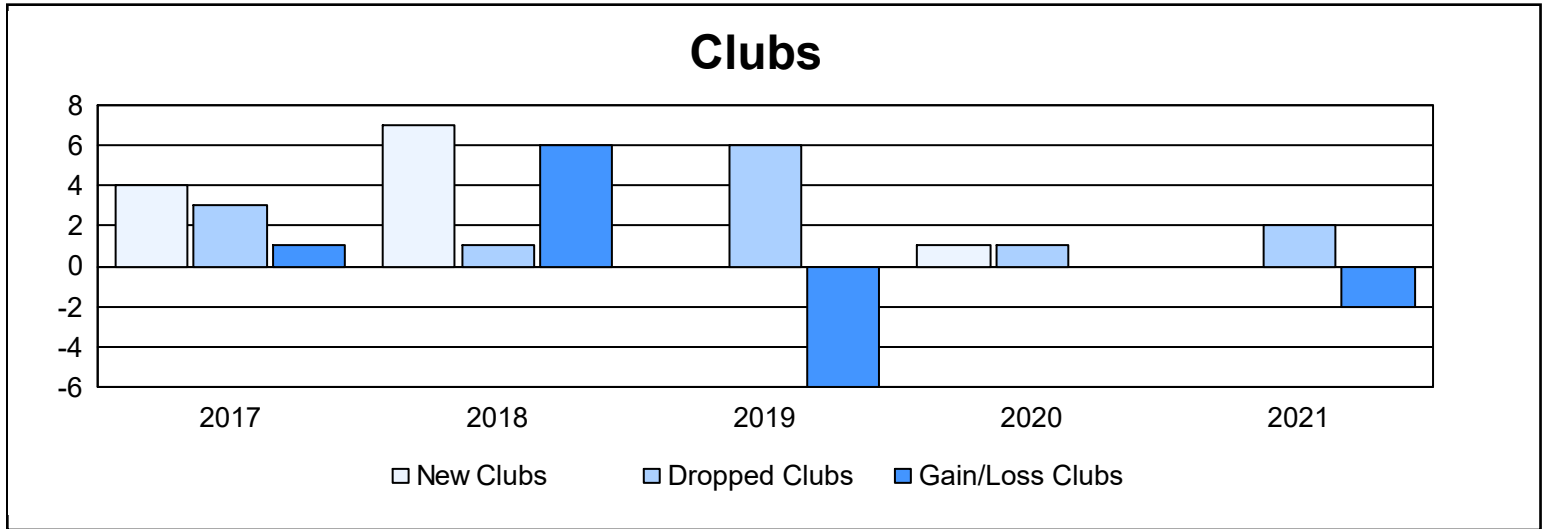
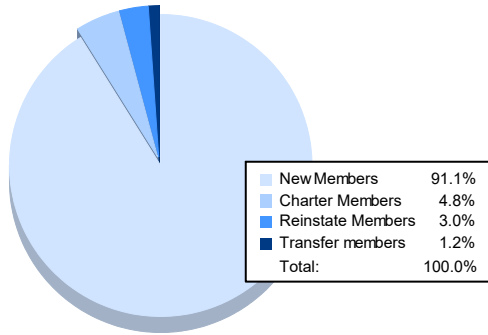


| Year           | New Clubs | Dropped Clubs | Gain/ Loss Clubs | New Members | Charter Members | Reinstate Members | Transfer Members | Total Member Added | Total Members Dropped | Gain/ Loss Members |
|----------------|-----------|---------------|------------------|-------------|-----------------|-------------------|------------------|--------------------|-----------------------|--------------------|
| 2016-2017      | 4         | 3             | 1                | 307         | 109             | 4                 | 14               | 434                | 272                   | 162                |
| 2017-2018      | 7         | 1             | 6                | 210         | 208             | 2                 | 7                | 427                | 226                   | 201                |
| 2018-2019      | 0         | 6             | -6               | 85          | 14              | 20                | 24               | 143                | 429                   | -286               |
| 2019-2020      | 1         | 1             | 0                | 107         | 55              | 8                 | 18               | 188                | 299                   | -111               |
| 2020-2021      | 0         | 2             | -2               | 153         | 8               | 5                 | 2                | 168                | 222                   | -54                |
| <b>Average</b> | <b>2</b>  | <b>3</b>      | <b>0</b>         | <b>172</b>  | <b>79</b>       | <b>8</b>          | <b>13</b>        | <b>272</b>         | <b>290</b>            | <b>-18</b>         |



### Membership Composition June 2021 Cumulative



### Gender Composition June 2021 Cumulative

